



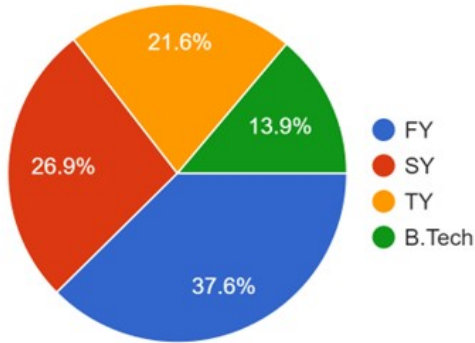
Sanjivani Rural Educational Society's  
**SANJIVANI COLLEGE OF ENGINEERING**

(An Autonomous Institution)

(Approved by AICTE, New Delhi, Accredited 'A' Grade by NAAC & Affiliated to SPPU University)  
 Kopergaon - 423 603, Maharashtra.

**Feedback Analysis on Student Satisfaction Survey on Teaching Learning Process  
 Academic Year 2022-23**

**Feedback on Teaching Learning Process (995 responses)**



FY (37.6 %), SY (26.9 %), TY (21.6 %) & B. Tech (13.9 %)

**Total Responses Received (995)**

Sl. No.	Parameters /Category /list of questions	Number of Students Rated				
		4	3	2	1	0
1.	How much of the syllabus was covered in the class?	866	112	15	2	0
2.	How well did the teachers prepare for the classes?	606	370	17	2	0
3.	How well were the teachers able to communicate?	711	244	35	3	2
4.	The teacher's approach to teaching can best be described as	572	342	73	4	4
5.	Fairness of the internal evaluation process by the teachers.	644	279	48	15	9
6.	Was your performance in assignments discussed with you?	680	251	47	10	7
7.	The institute takes active interest in promoting internship, student exchange, field visit opportunities for students.	652	231	65	34	13
8.	The teaching and mentoring process in your institution facilitates you in cognitive, social and emotional growth	642	281	57	9	6
9.	The institution provides multiple opportunities to learn and grow.	651	289	48	5	2
10.	Teachers inform you about your expected competencies, course outcomes and programme outcomes.	726	239	27	2	1
11.	Your mentor does a necessary follow-up with an assigned task to you.	736	207	38	10	4
12.	The teachers illustrate the concepts through examples and applications.	704	246	38	7	0
13.	The teachers identify your strengths and encourage you with providing right level of challenges	648	257	73	10	7
14.	Teachers are able to identify your weaknesses and help you to overcome them.	614	274	81	20	6
15.	The institution makes effort to engage students in the monitoring, review and continuous quality improvement of the teaching learning process.	644	293	49	5	4
16.	The institute/ teachers use student centric methods, such as experiential learning, participative learning and problem-solving methodologies for enhancing learning experiences.	640	296	45	13	1
17.	Teachers encourage you to participate in extracurricular activities.	638	278	63	11	5
18.	Efforts are made by the institute/ teachers to inculcate soft skills, life skills and employability skills to make you ready for the world of work.	649	298	36	11	1
19.	What percentage of teachers use ICT tools such as LCD projector, Multimedia, etc. while teaching.	660	287	38	7	3
20.	The overall quality of teaching-learning process in your institute is very good	631	311	44	7	2

4 - Excellent / Strongly Agree, 3 - Very Good / Agree, 2 - Neutral / Good, 1 - Fair / Disagree, 0 - Poor / Strongly Disagree

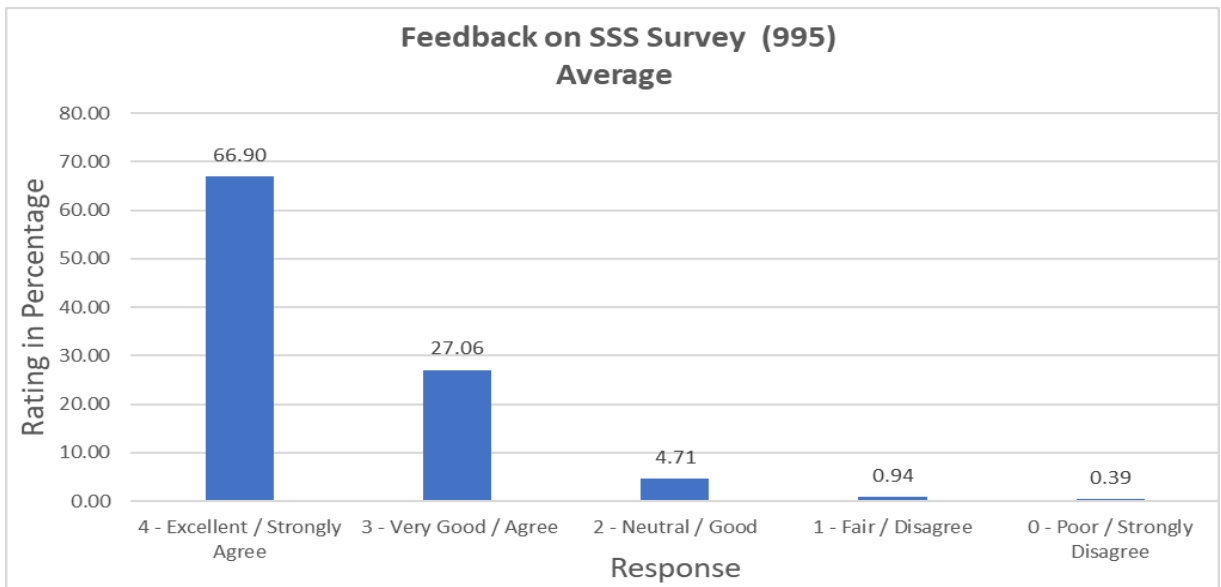


Figure 1

Figure 1 describes the average rating of the questionnaire. From the Student Satisfaction Survey on Teaching Learning Process for the academic year 2022-23, it was observed that 98.67 % questionnaire have satisfied whereas 1.33 % questionnaire have dissatisfied. The average dissatisfaction percent are less than 15 %, Since the percentage of dissatisfied students are below 15 %, there are no actions needed. Therefore, it is recommended that institute should have very good Teaching Learning Process to satisfy students.

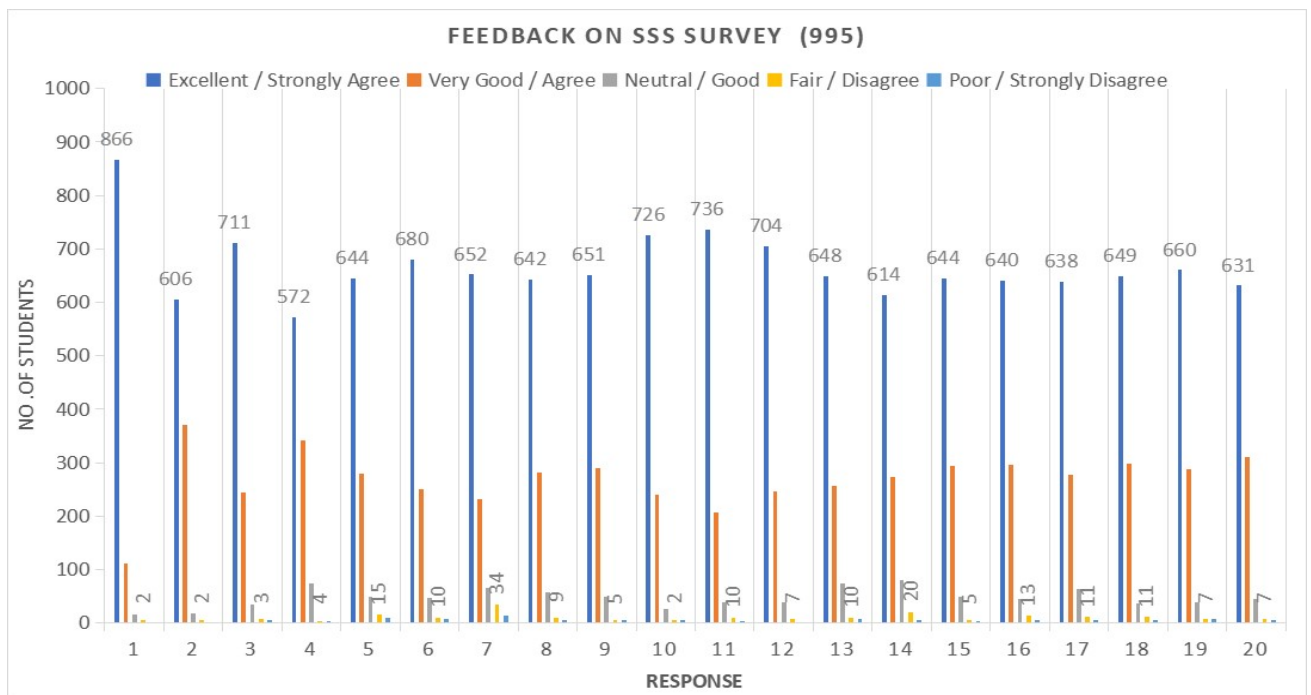


Figure 2 - Overall rating of the whole questionnaire

*F. Vyngale*  
2/11/24  
IQAC DEAN  
Dr G Vijayakumar

*[Signature]*  
Director / IQAC Chairperson  
Dr A G Thakur

Director  
Sanjivani College of Engineering  
Kopergaon



**ACTION TAKEN REPORT**  
**ON**  
**SSS SURVEY - TEACHING LEARNING PROCESS(TLP)**

**ACADEMIC YEAR 2022-23**

**Date: 04.01.2024**

**Month of Survey taken 3<sup>rd</sup> week of December 2023**

**Date of analysis 02.01.2024**

- ✓ From the Student Satisfaction Survey on Teaching Learning Process for the academic year 2022-23, it was observed that 98.67 % questionnaire have satisfied whereas 1.33 % questionnaire have dissatisfied. The average dissatisfaction percent are less than 15 %,
- ✓ Since the percentage of dissatisfied students are below 15 %, there are no actions needed.
- ✓ Feedback analysis is quite satisfactory, so the department does not take any action at this moment regarding the Teaching Learning Process, but faculty members informed to decide unanimously that addition/alteration of syllabus must be carried out in the regular intervals.



*G. N. Ganga*  
Dean IQAC 4/1/24

*[Signature]*  
Director

**Director**  
**Sanjivani College of Engineering**  
**Kopergaon**