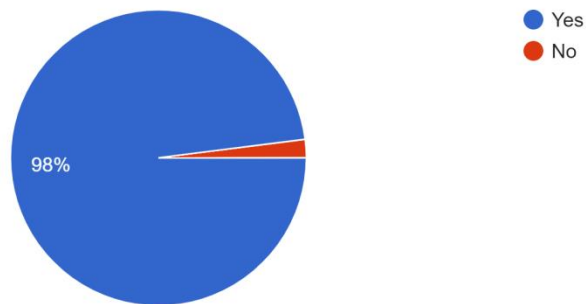


National Assessment and Accreditation Council (NAAC) Student Satisfaction Survey

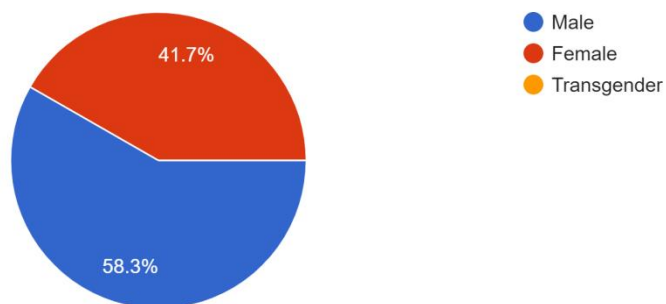
Sanjivani College of Engineering, Kopargaon 423 603 Report of Academic Year 2019-2020

The student satisfaction survey was taken as per the guidelines given by NAAC. Following are the statistics of the survey. The details of which are given below:

A) Please confirm this is the first and only time you answer this survey
1,543 responses

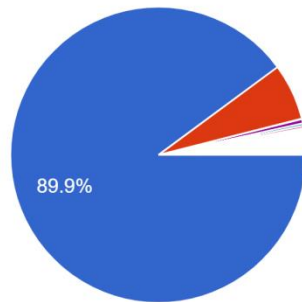


D) Gender:
1,543 responses



E) What degree program are you pursuing now?

1,543 responses

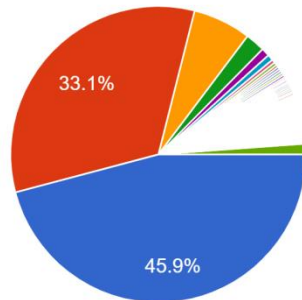


- a) Bachelor's
- b) Master's
- c) M.Phil
- d) Doctorate
- Engineering
- B tech
- BE
- B.tech

▲ 1/6 ▼

F) What subject area are you currently pursuing?

1,543 responses



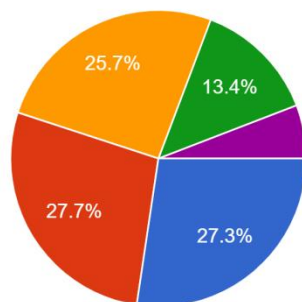
- Professional
- Science
- Engineering
- Engineering
- Commerce
- Information technology
- Computer engineering
- Computer Engineering

▲ 1/13 ▼

Student Satisfaction Survey (A.Y. 2019-2020) on Teaching Learning Process

1. How much of the syllabus was covered in the class?

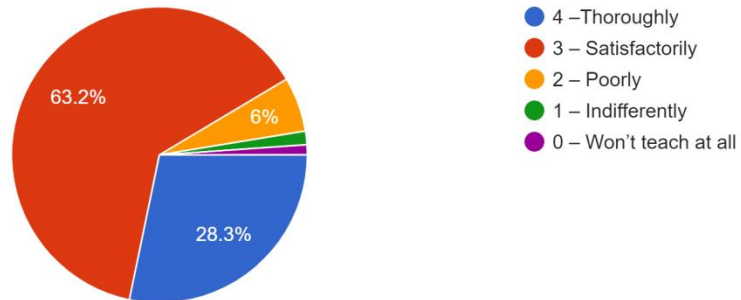
1,543 responses



- 4 – 85 to 100%
- 3 – 70 to 84%
- 2 – 55 to 69%
- 1– 30 to 54%
- 0 –Below 30%

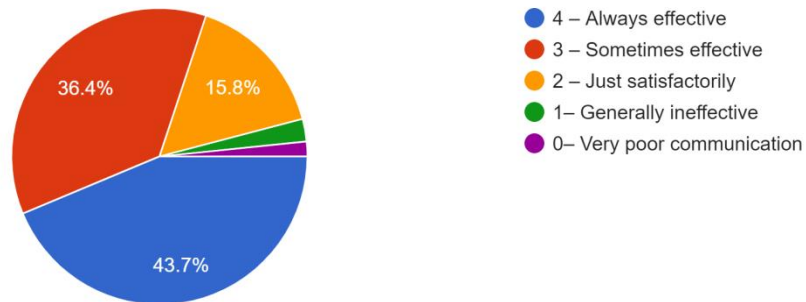
2. How well did the teachers prepare for the classes?

1,543 responses



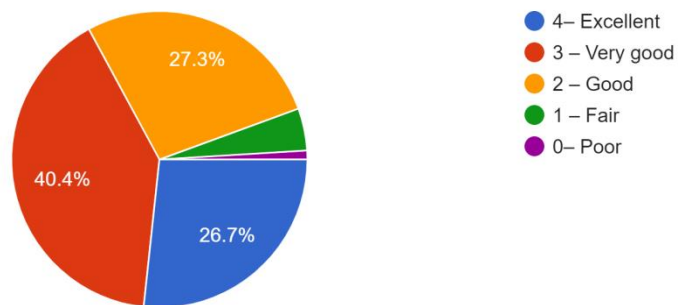
3. How well were the teachers able to communicate?

1,542 responses



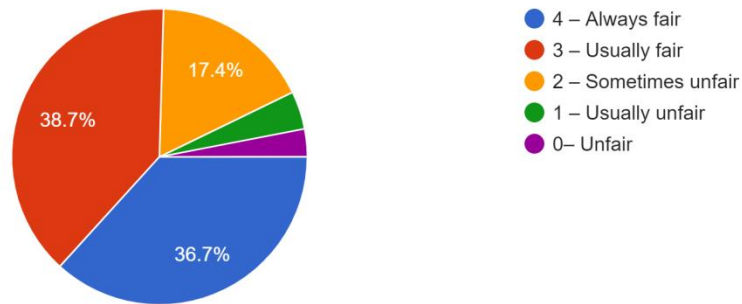
4. The teacher's approach to teaching can best be described as

1,543 responses



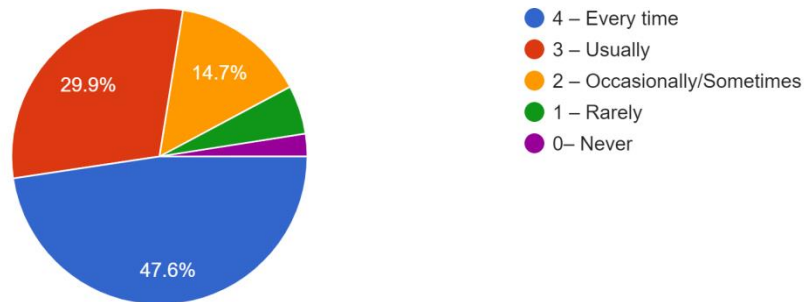
5. Fairness of the internal evaluation process by the teachers.

1,543 responses



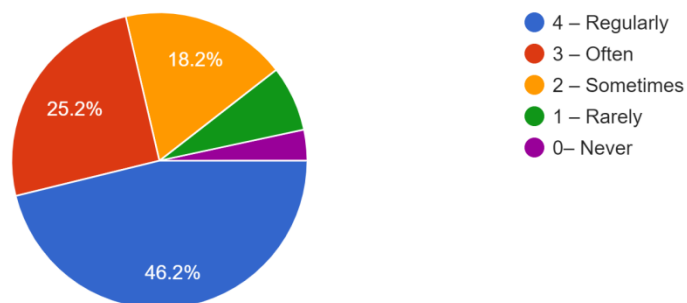
6. Was your performance in assignments discussed with you?

1,541 responses



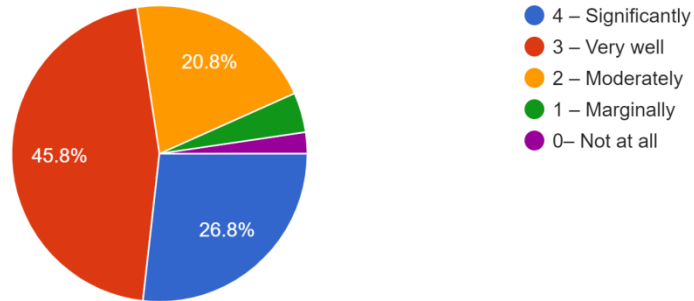
7. The institute takes active interest in promoting internship, student exchange, field visit opportunities for students.

1,542 responses



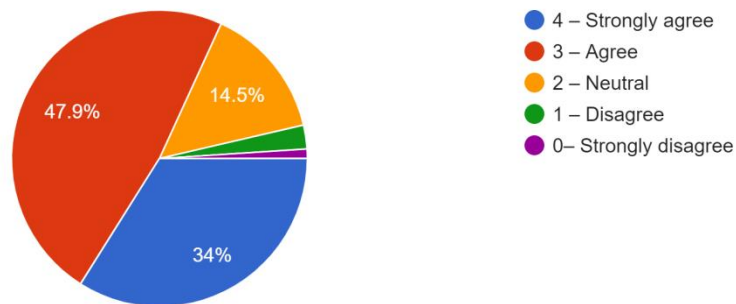
8. The teaching and mentoring process in your institution facilitates you in cognitive, social and emotional growth.

1,542 responses



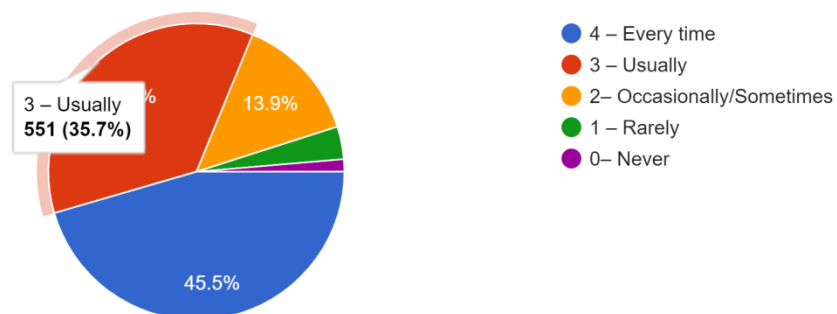
9. The institution provides multiple opportunities to learn and grow.

1,543 responses



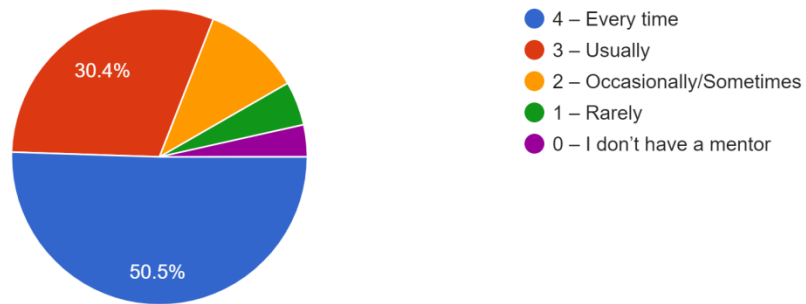
10. Teachers inform you about your expected competencies, course outcomes and programme outcomes

1,543 responses



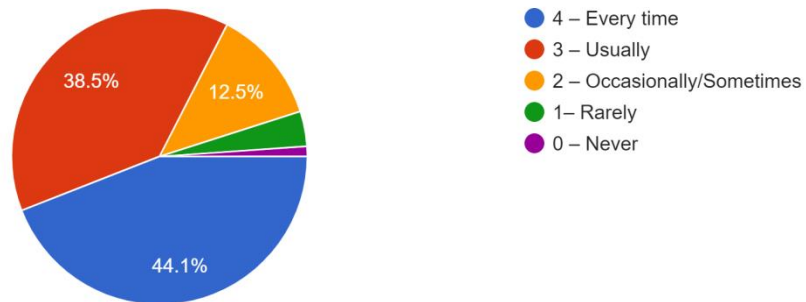
11. Your mentor does a necessary follow-up with an assigned task to you.

1,542 responses



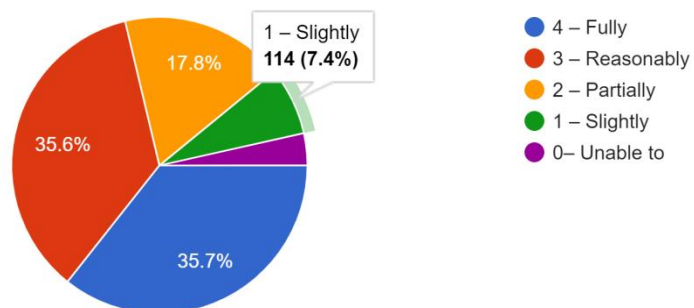
12. The teachers illustrate the concepts through examples and applications

1,543 responses



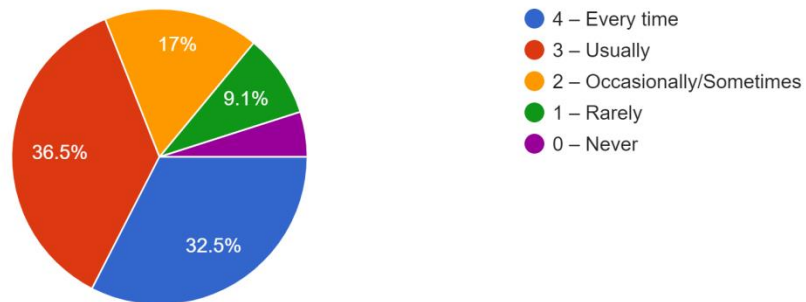
13. The teachers identify your strengths and encourage you with providing right level of challenges.

1,542 responses



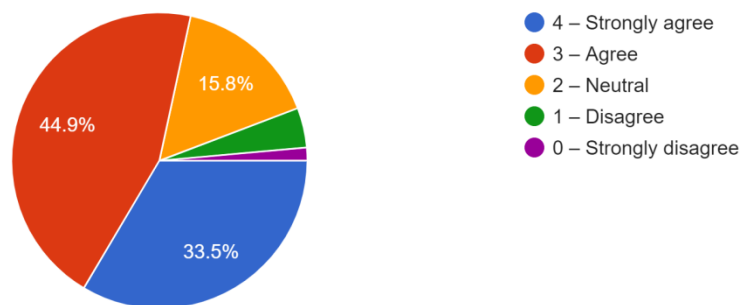
14. Teachers are able to identify your weaknesses and help you to overcome them.

1,543 responses



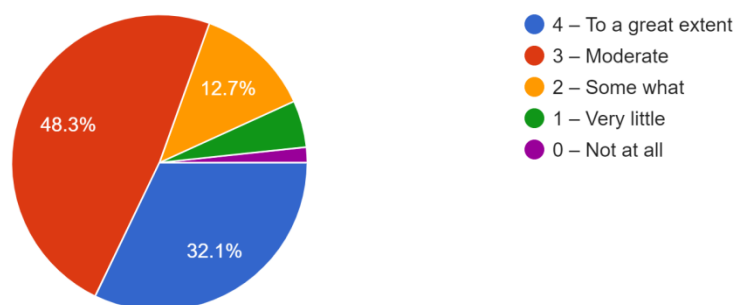
15. The institution makes effort to engage students in the monitoring, review and continuous quality improvement of the teaching learning process.

1,542 responses



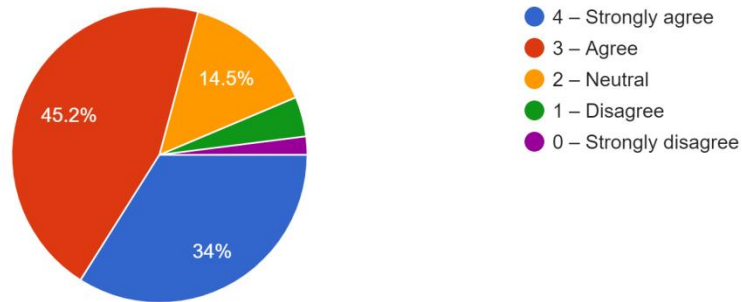
16. The institute/ teachers use student centric methods, such as experiential learning, participative learning and problem solving methodologies for enhancing learning experiences.

1,543 responses



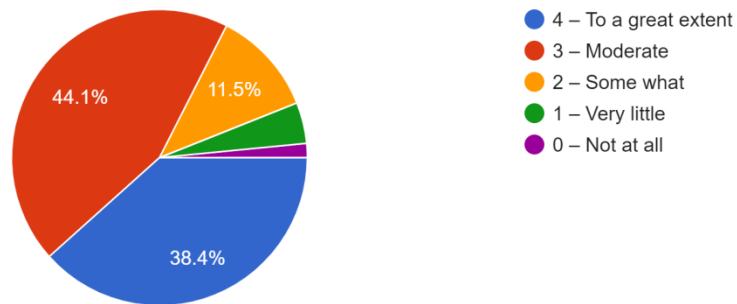
17. Teachers encourage you to participate in extracurricular activities.

1,543 responses



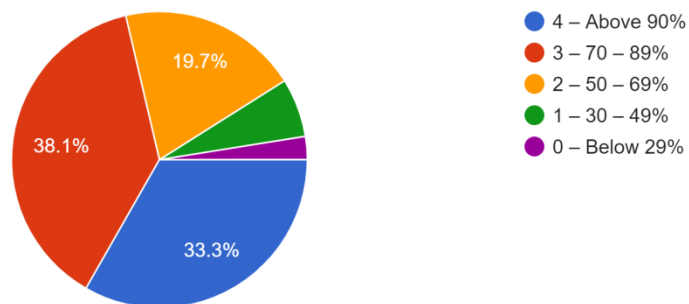
18. Efforts are made by the institute/ teachers to inculcate soft skills, life skills and employability skills to make you ready for the world of work.

1,543 responses

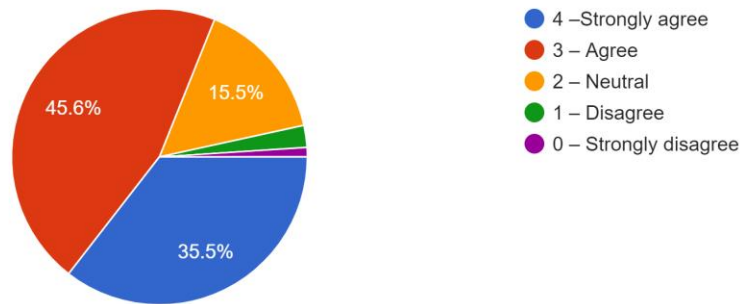


19. What percentage of teachers use ICT tools such as LCD projector, Multimedia, etc. while teaching.

1,542 responses



20. The overall quality of teaching-learning process in your institute is very good.
1,543 responses



21. Give three observation / suggestions to improve the overall teaching – learning experience in your institution.

1. The use of ICT tools should be promoted in the teaching learning process.
2. E-learning facilities should be enhanced.
3. There should be a paradigm shift from conventional learning to interactive learning.