



# Sanjivani Rural Educational Society's SANJIVANI COLLEGE OF ENGINEERING

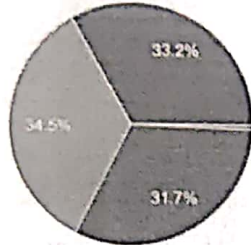
(An Autonomous Institution)  
(Approved by AICTE, New Delhi, Accredited 'A' Grade by NAAC & Affiliated to SPPU University)  
Kopergaon - 423 603, Maharashtra.



## Feedback Analysis on Student Satisfaction Survey on Teaching Learning Process Academic Year 2024-25

### Feedback on Teaching Learning Process (1237 Responses)

Survey Conducted on 23.08.2024



- FY
- SY
- TY
- B.Tech

SY (31.70 %), TY (34.50 %) & B. Tech (33.20 %)

### Total Responses Received (1237)

Sl. No	Parameters /Category /list of questions	Number of Students Rated				
		4	3	2	1	0
1.	How much of the syllabus was covered in the class?	436	499	144	84	74
2.	How well did the teachers prepare for the classes?	521	622	74	15	5
3.	How well were the teachers able to communicate?	718	400	93	22	4
4.	The teacher's approach to teaching can best be described as	564	450	179	36	8
5.	Fairness of the internal evaluation process by the teachers.	624	455	126	19	13
6.	Was your performance in assignments discussed with you?	689	410	101	26	11
7.	The institute takes active interest in promoting internship, student exchange, field visit opportunities for students.	679	340	140	58	20
8.	The teaching and mentoring process in your institution facilitates you in cognitive, social and emotional growth	590	471	147	16	13
9.	The institution provides multiple opportunities to learn and grow.	601	494	110	20	12
10.	Teachers inform you about your expected competencies, course outcomes and programme outcomes.	749	390	69	19	10
11.	Your mentor does a necessary follow-up with an assigned task to you.	789	347	71	28	2
12.	The teachers illustrate the concepts through examples and applications.	701	419	85	21	11
13.	The teachers identify your strengths and encourage you with providing right level of challenges	643	427	118	28	21
14.	Teachers are able to identify your weaknesses and help you to overcome them.	603	435	130	43	26
15.	The institution makes effort to engage students in the monitoring, review and continuous quality improvement of the teaching learning process.	642	455	109	16	15
16.	The institute/ teachers use student centric methods, such as experiential learning, participative learning and problem-solving methodologies for enhancing learning experiences.	633	470	95	24	15
17.	Teachers encourage you to participate in extracurricular activities.	616	462	125	22	12
18.	Efforts are made by the institute/ teachers to inculcate soft skills, life skills and employability skills to make you ready for the world of work.	658	450	98	20	11
19.	What percentage of teachers use ICT tools such as LCD projector, Multimedia, etc. while teaching.	654	407	133	30	13
20.	The overall quality of teaching-learning process in your institute is	609	474	126	17	11



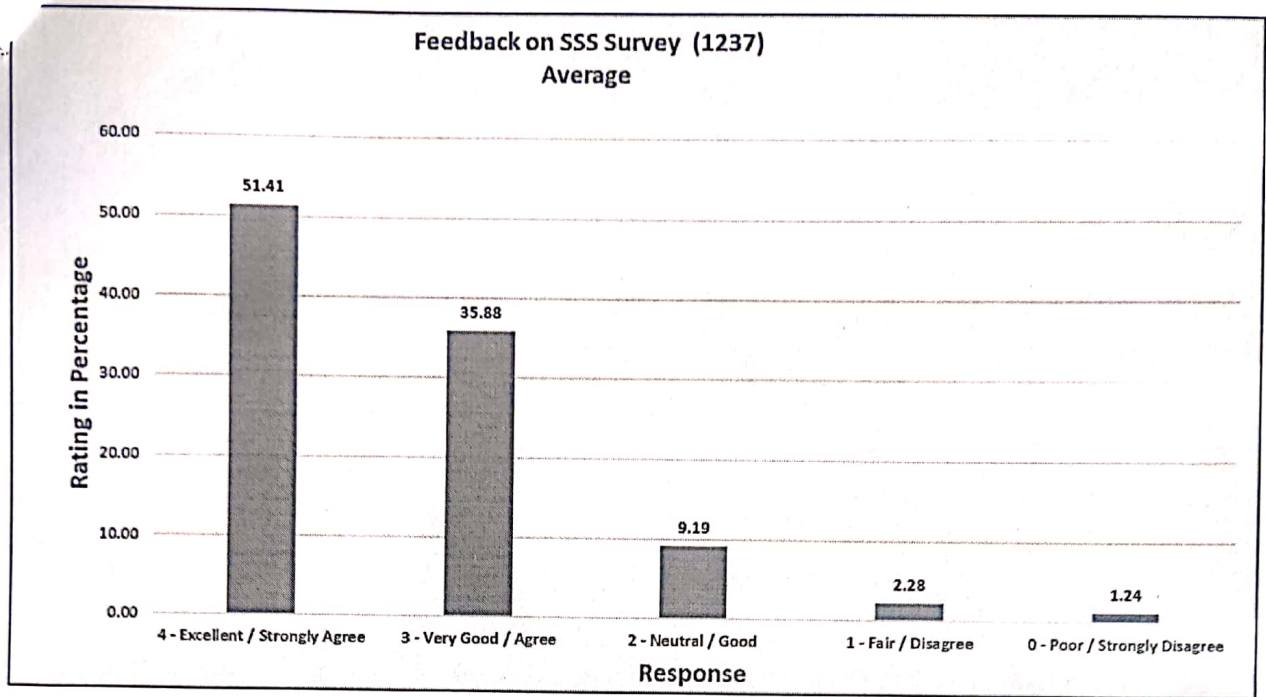


Figure 1

Figure 1 describes the average rating of the questionnaire. From the Student Satisfaction Survey on Teaching Learning Process for the academic year 2024-25, it was observed that **96.48% questionnaire have satisfied** whereas 3.52 % questionnaire have dissatisfied. The average dissatisfaction percent are less than 15 %, Since the percentage of dissatisfied students are below 15 %, there are no actions needed. Therefore, it is recommended that institute should have very good Teaching Learning Process to satisfy students.

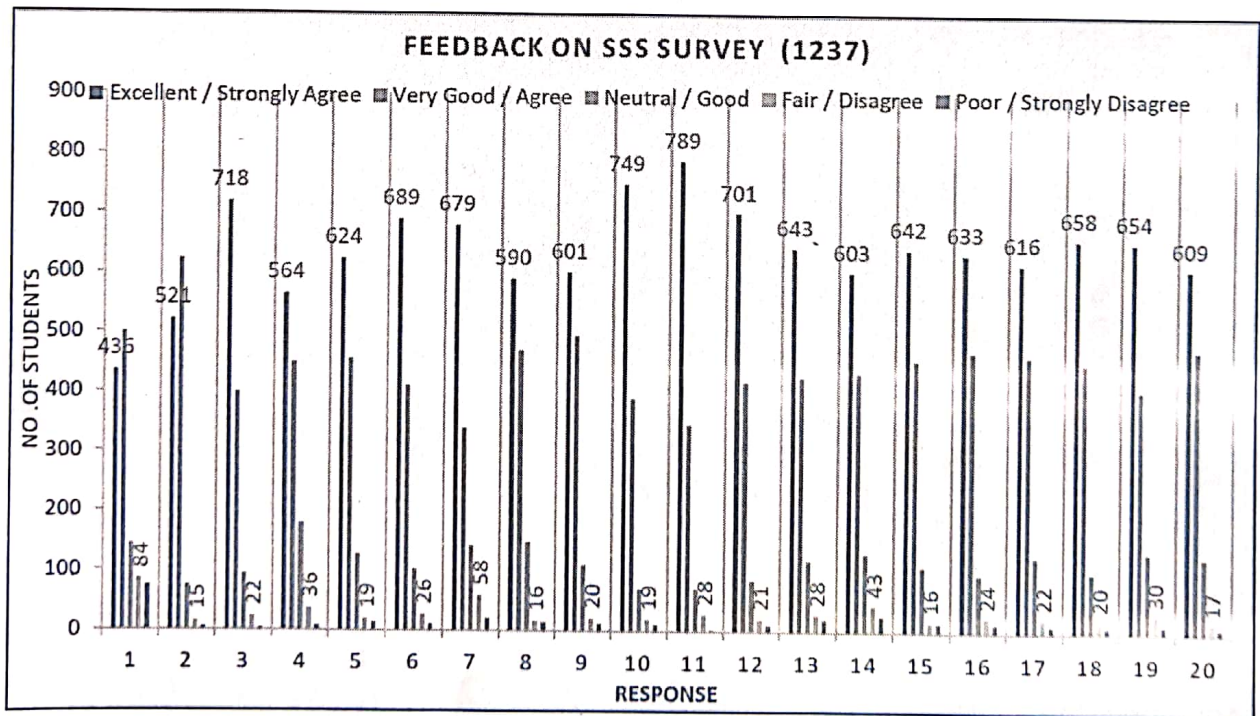


Figure 2 - Overall rating of the whole questionnaire

*F. Vijayakumar*  
 Dr G Vijayakumar  
 IQAC DEAN  
 29/9/24



*Dr A G Thakur*  
 Director  
 Sanjivani College of Engineering  
 Kopergaon



Sanjivani Rural Educational Society's  
**SANJIVANI COLLEGE OF ENGINEERING**  
(An Autonomous Institution)  
(Approved by AICTE, New Delhi, Accredited 'A' Grade by NAAC & Affiliated to SPPU University)  
Kopergaon - 423 603, Maharashtra.




**ACTION TAKEN REPORT**  
**ON**  
**SSS SURVEY - TEACHING LEARNING PROCESS(TLP)**  
**ACADEMIC YEAR 2024-25**

**Date: 26.09.2024**

**Month of Survey taken 4<sup>th</sup> week of August 2024**

**Date of analysis 23.08.2024**

- From the Student Satisfaction Survey on Teaching Learning Process for the academic year 2024-25, it was observed that 96.48 % questionnaire have satisfied whereas 3.52 % questionnaire have dissatisfied. The average dissatisfaction percent are less than 15 %,
- Since the percentage of dissatisfied students are below 15 %, there are no actions needed.
- Feedback analysis is quite satisfactory, so the department does not take any action at this moment regarding the Teaching Learning Process, but faculty members informed to decide unanimously that addition/alteration of syllabus must be carried out in the regular intervals.

  
Dr G Vijayakumar  
Dean IQAC



  
Dr A G Thakur  
Director  
Sanjivani College of Engineering  
Kopergaon